


Thermal Management



MULTIPLIESTHEEXPERIENCE

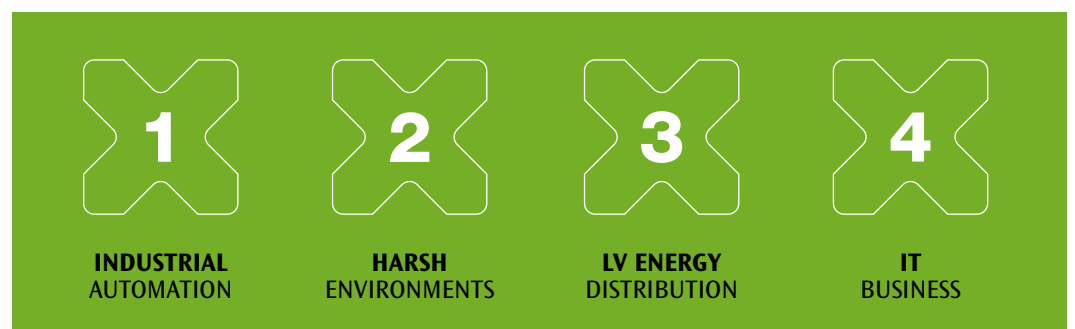


THE VALUES OF A COHESIVE GROUP

Because we believe in what we create together every day

Founded in 1978, in Italy, with 40 years of experience in steel, stainless steel, extruded aluminium and copper production, more than 250 operating staff, ETA Group represents a safe and recognized benchmark for the global enclosures market as a manufacturer of high quality innovative solutions for Industrial automation, Harsh environments, LV Power distribution and Information technology.

In 2018, ETA is opening its fourth manufacturing unit, thus proudly widening and covering a total area of 70.000 m². Thanks to this new investment, ETA Group will consist of HQ, 4 manufacturing units and 1 logistic center in Italy, 1 manufacturing unit in Romania, 3 sales subsidiaries in Europe (UK, France and Poland), 1 representative office in Russia (Saint Petersburg), and an extensive sales network throughout Italy and around the world in more than 40 countries.



ETA MULTIPLIES THE EXPERIENCE

The adoption of new raw materials is a symbol of our company's growth: a different metal for each decade, for each investment, for each new market.

It was all born in 1978, with sheet steel, the base material for Industrial Automation Enclosures. It evolved naturally into stainless steel, for uses in harsh environments. More recently, aluminium was introduced for outdoor solutions. In the last decade, copper was introduced as a fundamental material for LV energy distribution.

In 2018 we celebrated our 40th anniversary with a production that has grown over the years, offering products for four different sections: Industrial automation, Harsh Environments, Low-voltage power distribution, and Networks for information technology, data and security.



PRODUCT	APPLICATION	TYPE	PART NUMBER		
AIR CONDITIONERS 	INDOOR	Wall-mounting	WICD	pages 294-302	
		For joined cabinets	WICE	pages 303	
		Extra-slim	WIDS		page 4
		Roof-mounting	WICT	pages 307-309	
	OUTDOOR	Wall-mounting	WICA	pages 310-313	
HEAT EXCHANGERS 	INDOOR	Air-to-Air	WISC	page 314	
		Air-to-Water	WISW	page 315	
VENTILATION 	INDOOR	Fans and filtering	WTSV		page 8
		EMC fans and filtering	WIEM	page 318	
		Roof mounting fans	WA	page 319	
		Exhaust fans	WT	pages 320-321	
		Heaters, regulators, thermostats	WI	pages 322-326	



*

* Available on request for some models with dedicated part numbers

Range of air conditioners designed for installations that require limited space and reduced protrusions from the panel, featured by a simple and quick assembly



GENERAL FEATURES

- High efficiency
- Cooling capacity 500-3000 W
- XCB electronic board + display
- External, semi-flush or flush mounting (optional)
- Quick electrical connections
- Sequencing and Modbus connections
- µchannel condenser (from WIDS-14...)
- Condensate evaporator device (from WIDS-14...)
- General alarm and remote enable contacts
- Gasket already installed on the air conditioner
- Functioning up to +60°C external temperature

OPTIONAL

- Special colour
- Stainless steel AISI304 or AISI316
- Low noise version
- Phase sequence relay
- Condenser coil protective treatment
- Remote probe

ACCESSORI

- Semi-flush mounting frame
- External mounting frame
- Air filter
- Sequencing cable

OPTIONS FOR ACCESSORIES

- Special colour
- Stainless steel AISI304
- Stainless steel AISI316



New design



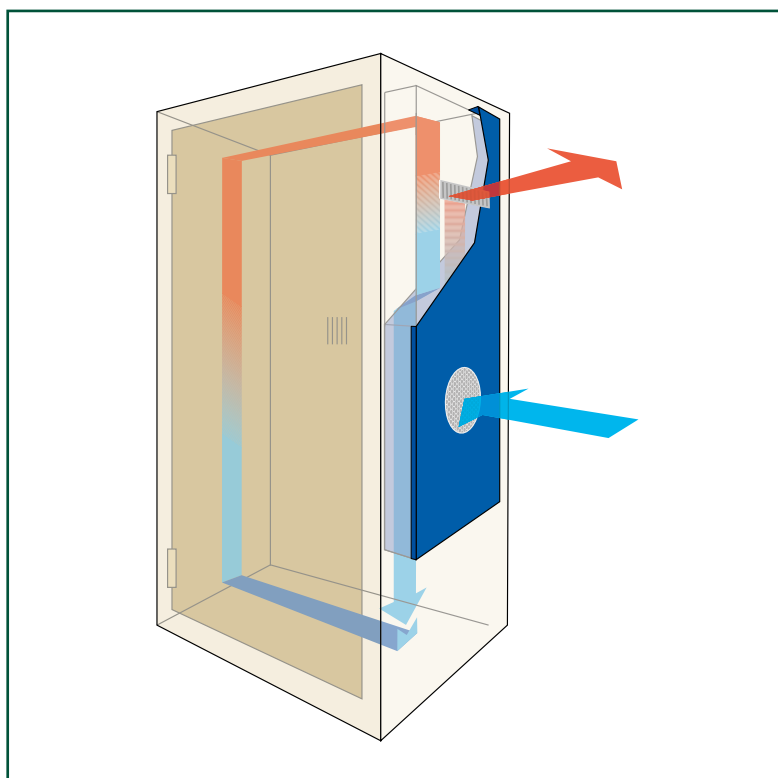
Different punching templates



Improved performance



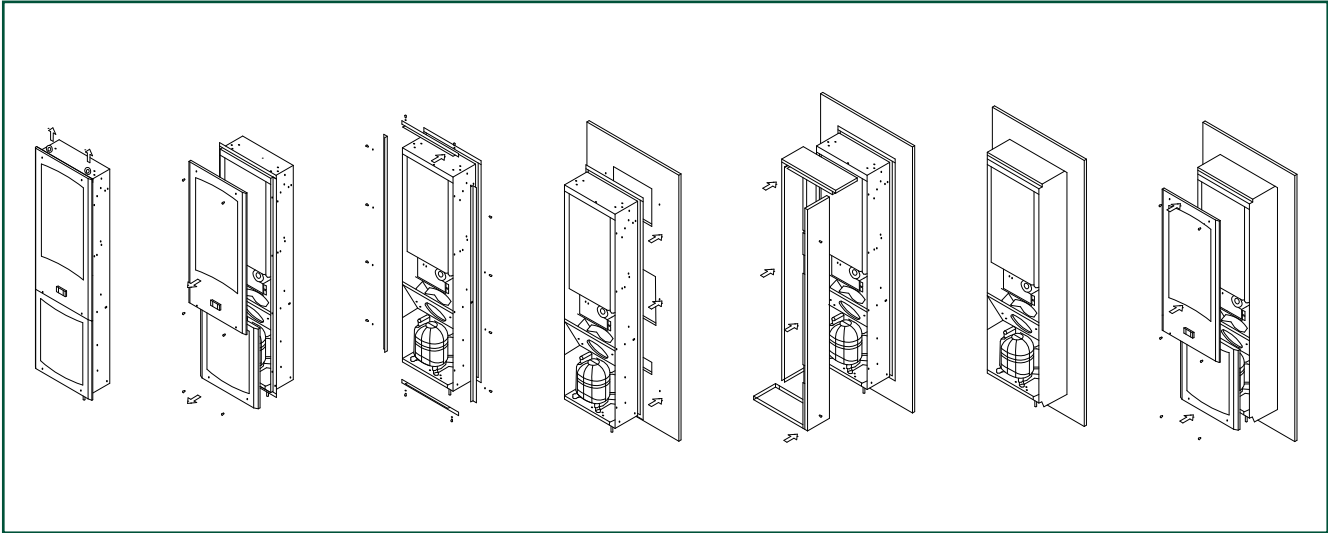
Technical benefits



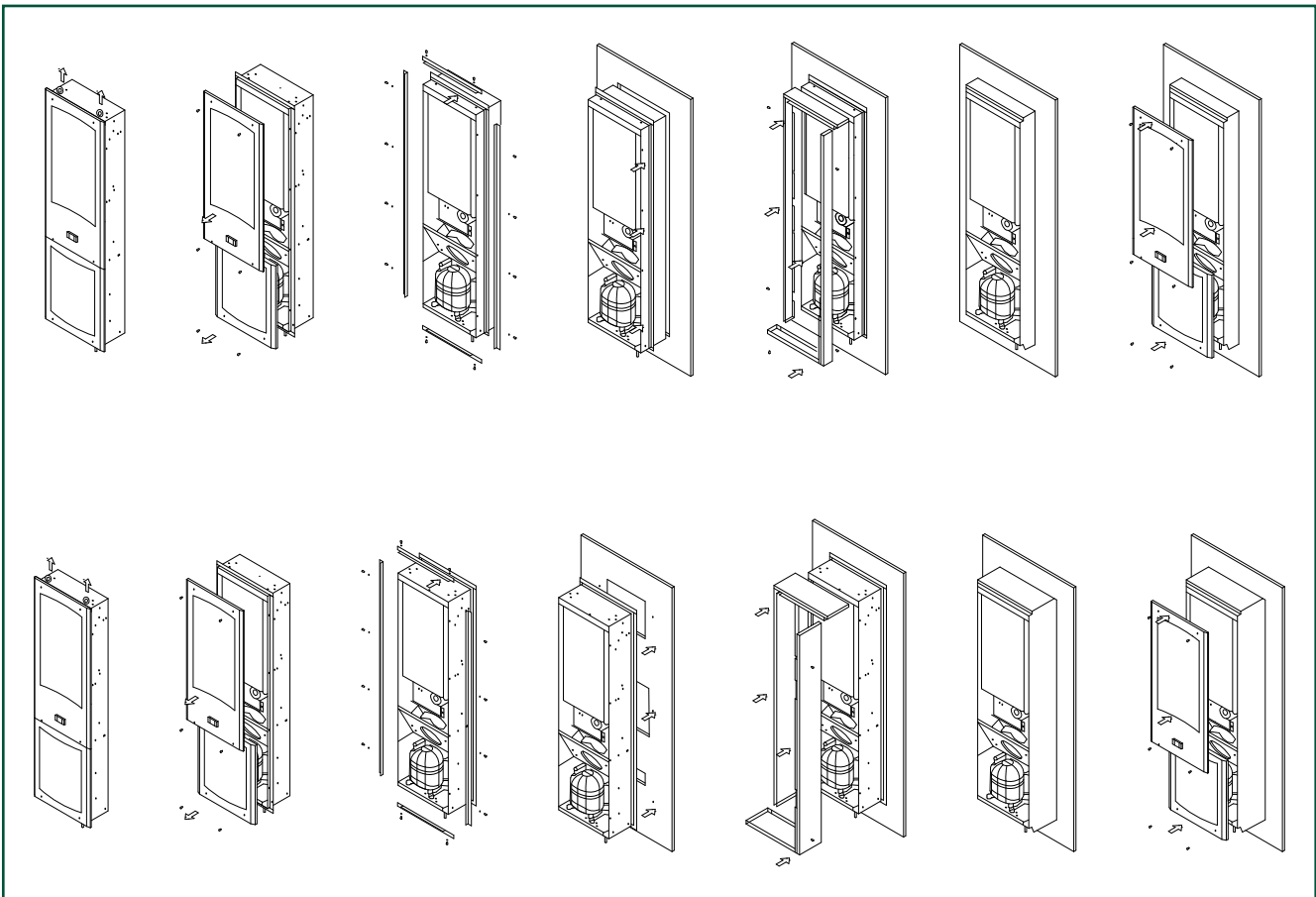
EXTRA-SLIM AIR CONDITIONERS FOR DOOR MOUNTING

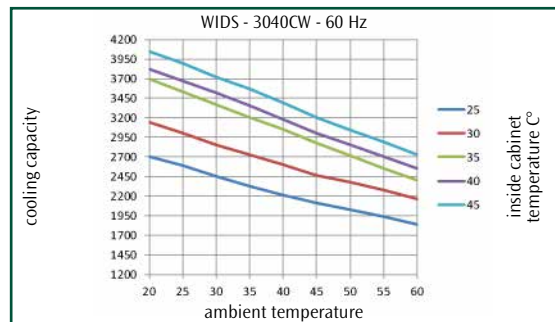
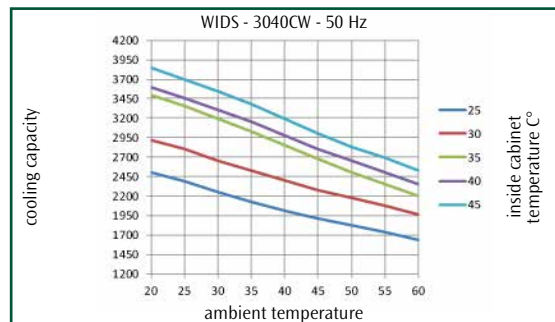
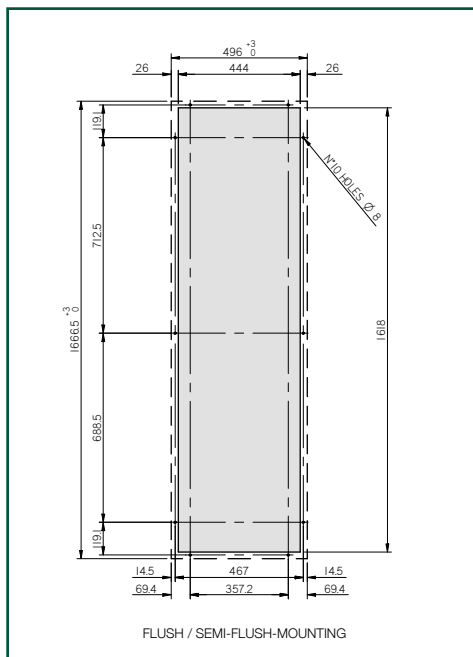

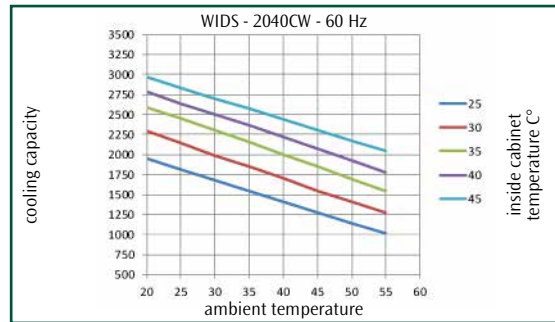
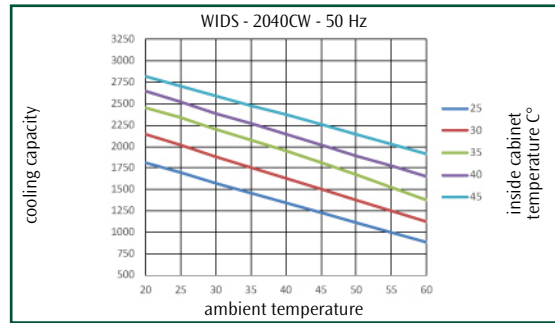
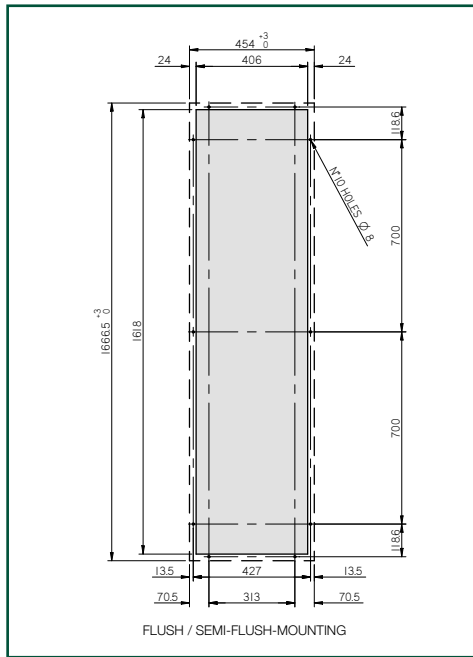

WIDS CODE	COOLING CAPACITY L35L35 DIN3168	POWER SUPPLY V-ph-Hz	DIMENSIONS		
			WIDTH	HEIGHT	DEPTH
WIDS-1023CW	1000 - 1050 W	230 - 1 - 50/60	375	956	196
WIDS-1423CW	1400 - 1500 W	230 - 1 - 50/60	454	1666	181
WIDS-2040CW	2100 - 2200 W	400 - 3 - 50 / 460 - 3 - 60	454	1666	181
WIDS-3040CW	3050 - 3200 W	400 - 3 - 50 / 460 - 3 - 60	496	1666	221

WIDS - 10



WIDS 14 - 20 - 30





EXTRA-SLIM AIR CONDITIONERS FOR DOOR MOUNTING

		WIDS-1023CW	WIDS-1423CW	WIDS-2040CW	WIDS-3040CW
RATED VOLTAGE	V.-	230	230	400,3	400,3
NOMINAL FREQUENCY	Hz	50 - 60	50 - 60	50	50
HEIGHT	mm	956	1666	1666	1666
WIDTH	mm	375	454	454	496
DEPTH	mm	196	181	181	221
COOLING CAPACITY L35L35*	W	1000 - 1050	1400 - 1500	2100	3050
COOLING CAPACITY L35L50*	W	720 - 800	1150 - 1250	1675	2500
POWER CONSUMPTION L35L35*	W	514 - 590	635 - 705	865	1085
POWER CONSUMPTION L35L50*	W	595 - 710	730 - 820	1020	1300
INTERNAL OPERATING TEMPERATURE	°C	25 - 45	20 - 60	20 - 60	20 - 60
EXTERNAL OPERATING TEMPERATURE	°C	20 - 60 / 20 - 55	25 - 45	25 - 45	25 - 45
PROTECTION RATING (CABINET SIDE)	IP/Type	54 / 12	54 / 12	54 / 12	54 / 12
EXTERNAL SOUND PRESSURE**	dB(A)	56	60	68	69

Data relating to units with Heat Pipe option
 * DIN EN 14511 ** EN ISO 9614

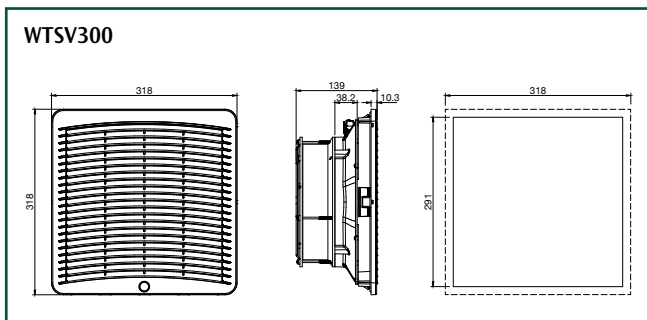
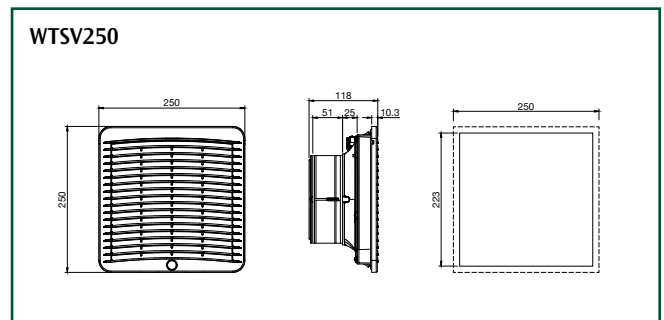
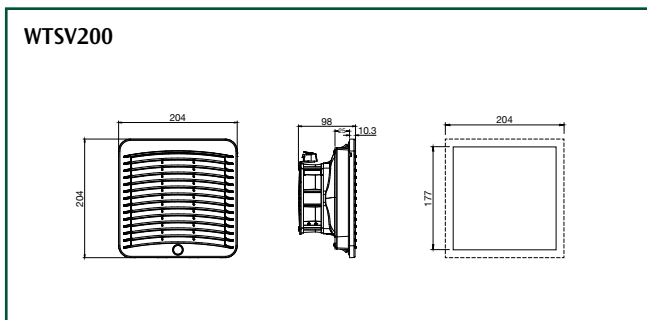
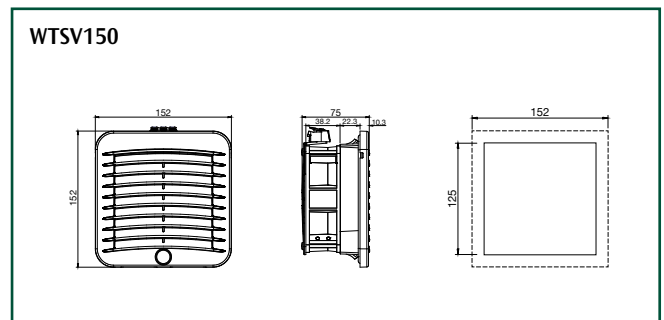
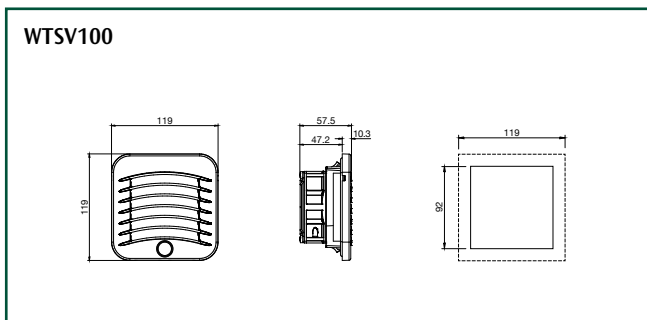


TECHNICAL FEATURES

- Easy maintenance and filter substitution
- Screwless
- Designed in ABS BLEND (RAL7035)
- Air Flow 35 - 850 m³/h
- Reversible air flow, push /pull
- MTBF: 40000 hours

PROTECTION RATING:

- IP54
- Nema 12



FILTER FAN

PART NUMBER	FAN FLOW m³/h	VOLTAGE V-ph-Hz	DIMENSIONS (mm)			COMPATIBLE WITH FILTER GRID
			HEIGHT	WIDTH	DEPTH	
WTSV1000220	35	230 - 1 - 50/60	119	119	57,5	WTSG10
WTSV1500220	67	230 - 1 - 50/60	152	152	75	WTSG15
WTSV2000220	108	230 - 1 - 50/60	204	204	98	WTSG20
WTSV2500220	190	230 - 1 - 50/60	250	250	118	WTSG25
WTSV2501220*	270	230 - 1 - 50/60	250	250	99	WTSG25
WTSV3000220	500	230 - 1 - 50/60	318	318	139	WTSG30
WTSV3001220*	700	230 - 1 - 50/60	318	318	135	WTSG30
WTSV3002220*	850	230 - 1 - 50/60	318	318	160,5	WTSG30
WTSV1000203	35	115 - 1 - 50/60	119	119	57,5	WTSG10
WTSV1500203	67	115 - 1 - 50/60	152	152	75	WTSG15
WTSV2000203	108	115 - 1 - 50/60	204	204	98	WTSG20
WTSV2500203	190	115 - 1 - 50/60	250	250	118	WTSG25
WTSV2501203*	270	115 - 1 - 50/60	250	250	99	WTSG25
WTSV3000203	500	115 - 1 - 50/60	318	318	139	WTSG30
WTSV3001203*	700	115 - 1 - 50/60	318	318	135	WTSG30
WTSV3002203*	850	115 - 1 - 50/60	318	318	160,5	WTSG30
WTSV1000211*	50	24 VDC	119	119	57,5	WTSG10
WTSV1500211*	67	24 VDC	152	152	75	WTSG15
WTSV2000211*	108	24 VDC	204	204	98	WTSG20
WTSV2500211*	230	24 VDC	250	250	118	WTSG25
WTSV3002262*	850	400 -3 - 50 / 460 - 3 - 60	318	318	160,5	WTSG30

* Available on request

FILTER GRID

PART NUMBER	DIMENSIONS (mm)			COMPATIBLE WITH FILTER FAN
	HEIGHT	WIDTH	DEPTH	
WTSG10	119	119	28,5	WTSV1000220 - WTSV1000203 WTSV1000211
WTSG15	152	152	32,5	WTSV1500220 - WTSV1500203 WTSV1500211
WTSG20	204	204	33,5	WTSV2000220 - WTSV2000203 WTSV2000211
WTSG25	250	250	47,5	WTSV2500220 - WTSV2501220 WTSV2500203 - WTSV2501203 WTSV2500211
WTSG30	318	318	34	WTSV3000220 - WTSV3001220 WTSV3002220 - WTSV3000203 WTSV3001203 - WTSV3002203 WTSV3002262


STANDARD AIR FILTERS

- Material: chemical fibers
- Weight 200 g/m²
- Thickness 14 mm
- Dust holding capacity 600 g/m²
- Supply includes 10 pieces

AIR FILTERS (10 pcs)

PART NUMBER	COMPATIBLE WITH FILTER GRID
WTFSG10	WTSG10
WTFSG15	WTSG15
WTFSG20	WTSG20
WTFSG25	WTSG25
WTFSG30	WTSG30

WTSV1000	M.U	WTSV1000220		WTSV1000203		WTSV1000211	
Rated voltage	V	230,1		115,1		24VDC	
Nominal frequency	Hz	50	60	50	60	–	
Fan flow without filter grid	m ³ / h	35		35		50	
Fan flow with filter grid	m ³ / h	24 / 27		24 / 27		32 / 38	
Power absorbed	W	4,6	4,5	3,6	2,86	6,1	
Absorbed current	A	0,21	0,205	0,22	0,175	0,265	
Pre-fuse T	A	0,5		0,5		0,5	
Internal operating temperature *	°C	-10 / +70		-10 / +70		-10 / +70	
External sound pressure	dB (A)	33		33		53	
Height x Width x Depth	mm	119 x 119 x 57,5		119 x 119 x 57,5		119 x 119 x 57,5	

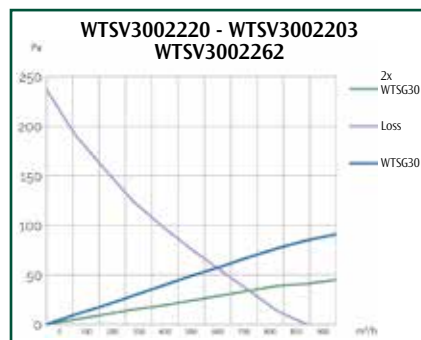
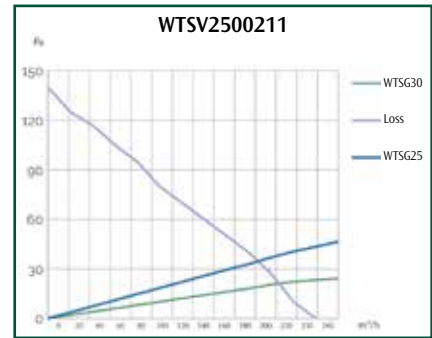
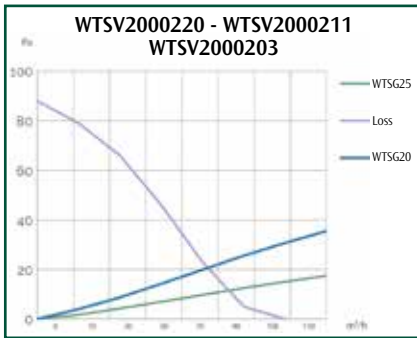
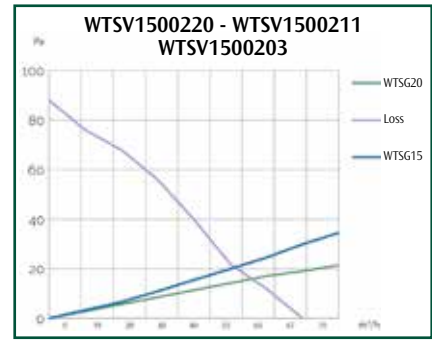
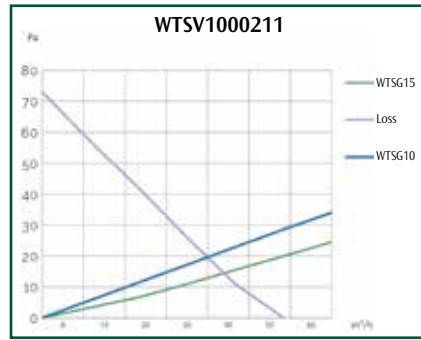
WTSV1500	M.U	WTSV1500220		WTSV1500203		WTSV1500211	
Rated voltage	V	230,1		115,1		24VDC	
Nominal frequency	Hz	50	60	50	60	–	
Fan flow without filter grid	m ³ / h	67		67		67	
Fan flow with filter grid	m ³ / h	50 / 58		50 / 58		50 / 58	
Power absorbed	W	22	22	22	25	8,1	
Absorbed current	A	0,14	0,14	0,26	0,3	0,335	
Pre-fuse T	A	0,5		0,5		1	
Internal operating temperature *	°C	-10 / +70		-10 / +70		-10 / +70	
External sound pressure	dB (A)	49		49		48	
Height x Width x Depth	mm	152 x 152 x 75		152 x 152 x 75		152 x 152 x 75	

WTSV2000	M.U	WTSV2000220		WTSV2000203		WTSV2000211	
Rated voltage	V	230,1		115,1		24VDC	
Nominal frequency	Hz	50	60	50	60	–	
Fan flow without filter grid	m ³ / h	108		108		108	
Fan flow with filter grid	m ³ / h	75 / 88		75 / 88		75 / 88	
Power absorbed	W	22	22	22	24,5	8,1	
Absorbed current	A	0,14	0,14	0,26	0,29	0,335	
Pre-fuse T	A	0,5		0,5		1	
Internal operating temperature *	°C	-10 / +70		-10 / +70		-10 / +70	
External sound pressure	dB (A)	49		49		48	
Height x Width x Depth	mm	204 x 204 x 98		204 x 204 x 98		204 x 204 x 98	

WTSV2500	M.U	WTSV2500220		WTSV2500203		WTSV2500211		WTSV2501220	
Rated voltage	V	230,1		115,1		24VDC		230,1	
Nominal frequency	Hz	50	60	50	60	–		50	60
Fan flow without filter grid	m ³ / h	190		190		230		270	
Fan flow with filter grid	m ³ / h	130 / 160		130 / 160		190 / 210		200 / 220	
Power absorbed	W	25	70	39	38	26,6		50	66
Absorbed current	A	0,11	0,31	0,59	0,575	0,86		0,25	0,33
Pre-fuse T	A	0,5		1		1,5		0,5	
Internal operating temperature *	°C	-10 / +70		-10 / +70		-10 / +70		-10 / +70	
External sound pressure	dB (A)	55		55		59		62	
Height x Width x Depth	mm	250 x 250 x 118		250 x 250 x 118		250 x 250 x 118		250 x 250 x 118	

WTSV3000	M.U	WTSV3000220		WTSV3000203		WTSV3001220		WTSV3001203	
Rated voltage	V	230,1		115,1		230,1		115,1	
Nominal frequency	Hz	50	60	50	60	50	60	50	60
Fan flow without filter grid	m ³ / h	500		500		700		700	
Fan flow with filter grid	m ³ / h	380 / 450		380 / 450		600 / 670		600 / 670	
Power absorbed	W	50	63	50	72	115	173	125	170
Absorbed current	A	0,25	0,315	0,42	0,61	0,51	0,77	1,1	1,5
Pre-fuse T	A	0,5		1		1		2	
Internal operating temperature *	°C	-10 / +60		-10 / +60		-10 / +60		-10 / +60	
External sound pressure	dB (A)	62		62		65		68	
Height x Width x Depth	mm	318 x 318 x 139		318 x 318 x 13		318 x 318 x 135		318 x 318 x 135	

* +55°C UL



WTSV2501203	
115,1	
50	60
270	
200 / 220	
50	75
0,42	0,63
1	
-10 / +70	
62	
250 x 250 x 118	

WTSV3002220		WTSV3002203		WTSV3002262	
230,1		115,1		400,3	460,3
50	60	50	60	50	60
850		850		850	
620 / 670		620 / 700		620 / 700	
142	182	115	196	115	204
0,63	0,81	1,02	1,24	0,23	0,355
1,5		2		1	
-10 / +60		-10 / +60		-10 / +60	
65		71		65	
318 x 318 x 160,5		318 x 318 x 160,5		318 x 318 x 160,5	



FAN&FILTER COVER FOR IP56 (ON REQUEST)

- **Material:** mild steel
- **Option:** stainless steel AISI304L



MULTIPLIESTHEEXPERIENCE



1

**INDUSTRIAL
AUTOMATION**



2

**HARSH
ENVIRONMENTS**



3

**LV ENERGY
DISTRIBUTION**



4

**IT
BUSINESS**

E.T.A. S.P.A.
22035 Canzo - Como (Italy)
Via Monte Barzaghino, 6
t. +39 031.673.611
f. +39 031.670.525
infosede@eta.it
www.eta.it

E.T.A. ENCLOSURES (UK) LIMITED
Unit 2, Ignite, Magna Way
Rotherham, South Yorkshire, S60 1FD
t. +44 01709 386630
f. +44 01709 369524
info@eta-enclosures.co.uk
www.eta-enclosures.co.uk

SASU E.T.A. France
Rue du Prê aux Boeufs
76806 St Etienne du Rouvray
t. +33 02 35643470
f. +33 02 35642275
info@etafrance.fr
www.etafrance.fr

ETA ENCLOSURES Sp. z o.o.
Sikorskiego 44,
62-300 Września (Polonia)
biuro@eta-enclosures.it
www.eta-enclosures.it

E.T.A. SPB
Shpalernaya ul. 54
191015 St.Petersburg (Russia)
www.eta.it