

DIRECT MODULAR ENERGY METER WITH WIRELESS COMMUNICATION

M2DWIFI-2

- **SINGLE PHASE ENERGY METER. 2 MODULES.**
- **CURRENT 5 (60) A.**
- **RATED VOLTAGE 165-265 V AC.**
- **SELF-SUPPLIED.**
- **REMOTE POWER CUT-OFF SWITCH.**
- **PROGRAMMABLE POWER LIMITER.**



Order code:
YM2DWIFI28150600

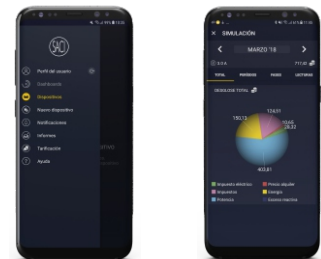
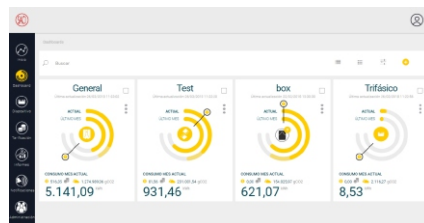
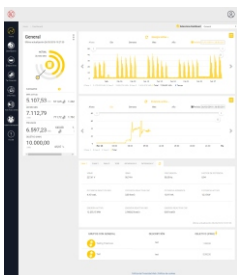
WEB & APP Available **Web management** and **APP** for smartphones



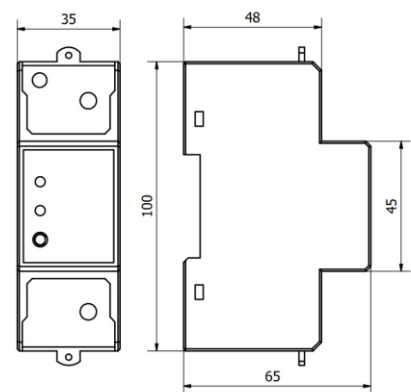
- WEB** - through the web page you can:
- Manage your meter using different parameters (price, consumption)
 - Create or delete meters and even recharges.
 - Check the historical analysis of electricity consumed and the historical balance of electricity in different hourly periods and types for each meter separately.
 - Activate the notation and display consumption reports.
 - View operating records.



- APP** - Through the APP you can:
- See the monthly amount that is being received and the monthly consumption of electricity.
 - See the list of information for the meters, states of their relays.
 - Register a new meters.
 - Consult data in real time and record operation.
 - Remote operation of the cut-off relay.



DIMENSIONS



Applications: Ports, residences, holiday homes, any installation where you want to control and visualize your consumption remotely. You can visualize the consumption data of your installation through your mobile phone or web browser.

